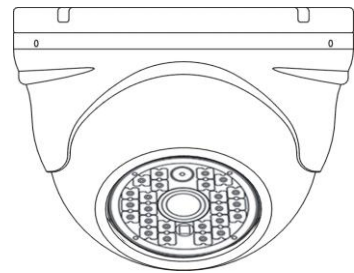


Thank you for purchasing our product.
Please read this User's Manual before
using the product. Change without Notice

Anti-Crime Smart hybrid LED Camera Motion/PIR Detect System



1. Intelligent camera supported motion/PIR detection system with white light and IR LED
2. Unlike other general IR cameras which can only present B/W image at night, exclusively design as a motion detection system to activate the white light LED within 3M~7M camera lens range distance in color image, in the other hand when IR is ON, shows B/W image only.
3. Power saving control, also it can be an auxiliary lighting and warning purpose



CONTENT TABLE

CONTENT TABLE.....	2
SAFETY PRECAUTIONS.....	3
FUNCTION.....	4
SENSOR	4
LENS	4
IR LENS	4
Power and Video Output Jack.....	5
Setup detection mode..	7
IR & White light active.....	8
SPECIFICATIONS	10
DIMENSION.....	12

SAFETY PRECAUTIONS

Please read before using



The lightning flash with arrowhead symbol, within an equilateral triangle, is intended to alert the user to the presence of insulated dangerous Voltage within the product's enclosure that may be sufficient magnitude to constitute risk of electrical shock to persons.



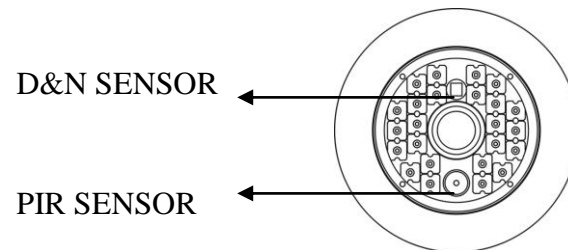
The exclamation point within an equilateral triangle is intended to alert the user to the presence of important operation and maintenance (servicing) instructions in the literature accompanying the appliance.

1. Please read the service manual in details before using.
2. Don't try to disassemble the chassis or the part easily, in case that touch the power by mistake , is shocked by electricity the danger or caused inside parts to be damaged ,
- 3.This product is a IP- 66 waterproof camera.
4. Do not attempt to service this unit yourself unless you are authorized to do so. Opening cover may exposure you to dangerous voltage or other hazards. Refer all servicing to qualified personnel only.
5. When being regular, please lock the parts firmly first to prevent the machine damage.
6. Please connect correctly in accordance with the regulation, prevent the machine from using , or striking improperly.
7. Please don't use any organic solution or the corrosively sanitizer to insert and wipe away the chassis outside. While inserting and wiping away, please turn off the power, and use the clean cloth is stained with letting a small amount of branch water, insert and wipe away appearance.
8. Please don't use the camera under the following abominable environments: Temperature is lower than -10 degrees Centigrade, or is higher than +50 degrees Centigrade.

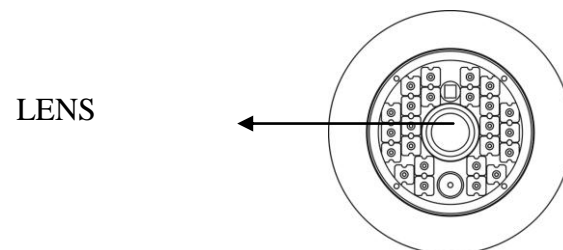
FUNCTION

The camera includes auto white balance mode(AWB) , auto capture color temperature. The range is 2400°K~9400°K。

SENSOR : Auto Cell Device Sensor, the IR LED would on when night comes to make up lightness. IR LED would not on in the day, to reduce power consumption.



LENS : Super sensitivity sensor IRIS (BOARD LENS 6.0mm)

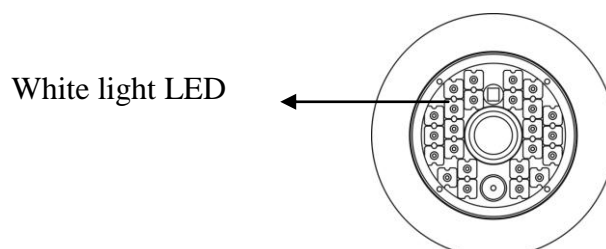


White LED x 24


White light LED x12, angle 30° / White light LED x 12, angle 60°

IR LED x 24

IR LED : IR LED x12, angle 30° / IR LED x 12, angle 60°

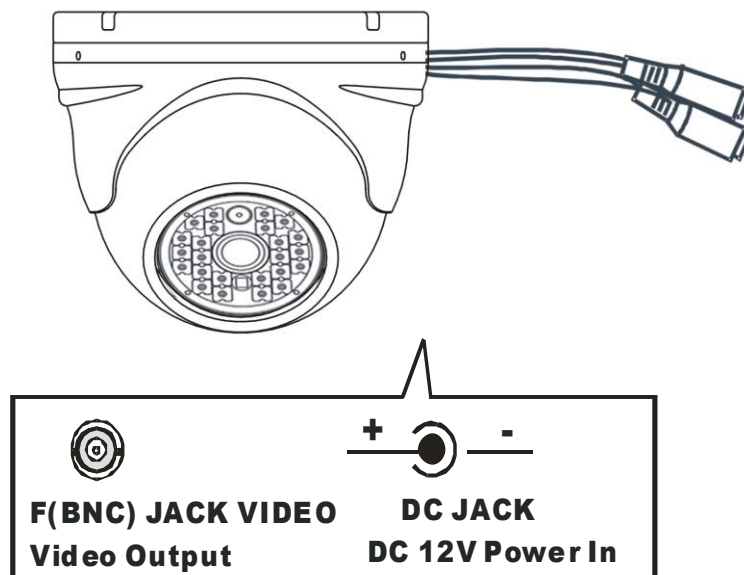


IR LED




Power and video output JACK :

DC JACK is for the power in, it is necessary to use a constant voltage adapter , F(BNC) JACK is for video input.




Set up :


Please set the detect area in the center of lens range



N.G



OK



Set up detection mode:

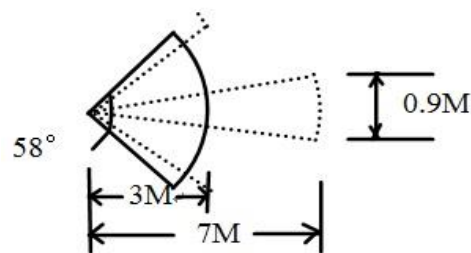
(Remote controller is optional.)

Stairs Mode:

Set up: Press “SET” button on remote controller, and then press number button “1”. The white light blink once after press “1”

Note: User needs to press “1” button after “SET” in 5 seconds. Else, the setting is cancel

Detect range:



Application:

Indoor / long distance / somewhere need sensitive sensor.

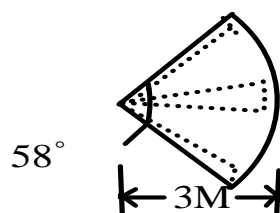
Eg. : Stairs / office / factory / in house

Surveillance Mode:

Set up: Press “SET” button on remote controller, and then press number button “2”. The white light blink twice after press “2”

Note: User needs to press “2” button after “SET” in 5 seconds. Else, the setting is cancel

Detect range:



Application:

Outdoor, somewhere need high accuracy sensor, within 3M distance

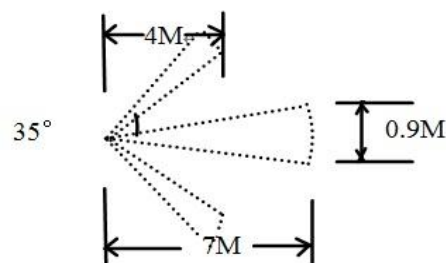
Eg. : Corridor / front door / back door / under the roof

PIR Detect Mode:

Set up: Press "SET" button on remote controller, and then press number button "3". The white light blink three times after press "3"

Note: User needs to press "3" button after "SET" in 5 seconds. Else, the setting is cancel

Detect range:



Application:

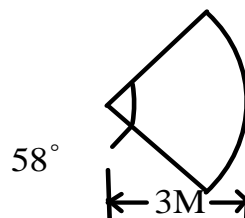
Indoor / outdoor / long distance sensor

Eg. : Corridor / front door / back door / under the roof / stairs / office / factory / in house

Motion detected Mode:

Set up: Press "SET" button on remote controller, and then press number button "4". The white light blink four times after press "4"

Note: User needs to press "4" button after "SET" in 5 seconds. Else, the setting is cancel



Application:

Indoor, Eg. : Stairs / office / factory / in house

Note:

- - - line means within PIR detect range.

—— line means motion detect range.

IR & White light active

IR trigger

If camera located is a un-limit condition, IR active when Lux is lower than 1.79

IR closed when Lux is higher than 2.34.

White light trigger

According to the camera detection mode:

Mode1: Stairs Mode

Mode2: Surveillance Mode

Mode3: PIR Detect Mode

Mode4: Motion Mode

PIR detect condition :

1. The temperate object is moving from outside come into detect range.
2. The temperate object such as “humans”, “cats”, “dogs”, will be detected.
Moving car with high temperature will also be detected.

Motion conditions:

1. Within camera lens range when Illumination dark or bright exchange
2. Within camera lens range when any moving object in 3M range includes people / animals / vehicles / plants movement by the wind / raining, etc.
3. To avoid motion detection error, the motion system is set to be trigger within 2.5M of an adult shape with minor movement, when motion is between 2.5-5M, it needs bigger movement to trigger the detection.

White light duration time

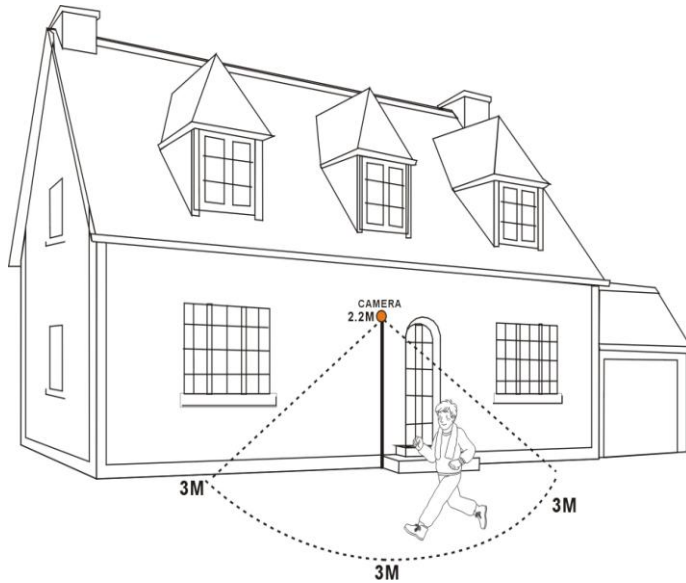
In the night, white light is active if any moving object is under motion detect.

Duration time is 15 seconds; the duration will last 15 seconds for each motion detection and will continue until the last motion is detected

Camera installation

1. Camera detection will need 30 second's to stable in the first time plug in power. At this time, please make sure no people and heat are around the detected areas of camera range. It can to avoid wrong detection.
2. The mode 2 surveillance mode will be the Monitoring mode for factory default.
3. After use remote controller set up mode type, camera will auto memorized the setting even if the power failure reopen.
4. The white light blink times depends on detect mode after power on.
5. When set up to motion detect mode, obvious and fast change of light will switch on the white light, the equal result of detected actual motion.
Therefore, base on the actual environment to proper set up camera to have best result will be suggested.
6. Remote controller is optional.





SPECIFICATION

Resolution	530 TV lines
Pick up device	1/3" COLOR CCD SENSOR INTERLINE
Total Pixels	NTSC:811(H) x 508(V) ; PAL:795(H) x 596(V)
Effective Pixels	NTSC:768(H) x 494(V) ; PAL:752(H) x 582(V)
Synchronizing System	2:1 Internal
Scanning System	NTSC: 525Lines/60Fields;PAL:625Lines/50Fields
S/N Ratio	More than 48 dB (AGC OFF)
Electronic Shutter	Auto Electronic Shutter ; 1/60 (1/50) ~1/100,000 sec.
Min. Illumination	0.2 Lux color / F1.8 (50IRE)
Video Output	1.0 Vp-p / 75 ohm composite
IR Distance	20M (24pcs IR LED)
IR Trigger	1.79Lux / 2.34 ux IR ON / OFF
White Light Distance	<15M(24pcs.)
White Light Trigger	8Lux
Motion Detect Range	3M
Motion Detect	Light change / picture change
PIR Detect Range	7M
PIR Detect	temperature
X-Y-Z Position	P-T-T (Pan-Tilt-Twist)
Auto White Balance	2400°K~9400°K
Lens Type	Board Lens 6.0mm

Power Source	DC12V \pm 10%/ 1 A
Power Consumption	White LED 3.31W / IR 3.31W
Current	White LED 240mA / IR 240mA
Operating Temperature	-10°C ~ 50°C (14°F ~ 122 °F)
Storage Temperature	-20°C ~ 70°C (-4°F ~ 158 °F)
Dimension	99.1 (H) mm x 120 (Diameter)mm
Weight	N.W./G.W.: 0.66kg / 0.815kg
Weatherproof	IP65



Please use suitable adapter DC12V \pm 10 %,1A. Otherwise, this product will be damaged.

Dimension

